







|  |                    |                       |                          |                                       |
|--|--------------------|-----------------------|--------------------------|---------------------------------------|
| Last name : <b>HAMBURGER</b><br>First name : <b>Storm</b><br>Country :  (NED) | Number<br><b>9</b> | Flight no<br><b>3</b> | Schedule<br><b>F3P C</b> | *<br><b>190.67</b><br><b>(79.4 %)</b> |
|--|--------------------|-----------------------|--------------------------|---------------------------------------|

| Manoeuvres                | K factor | J 1<br><br>(NED) | J 2<br><br>(NED) | J 3<br><br>(NED) | J 4<br><br>(NED) | J 5<br><br>(NED) |
|---------------------------|----------|---|---|---|---|---|
| 01 - Start Procedure      | 1        | 9   | 9   | 9   | 9.5   | 8   |
| 02 - Loop                 | 3        | 8   | 8   | 9   | 9   | 8   |
| 03 - Horizontal Roll      | 3        | 8.5   | 8   | 8   | 8   | 7.5   |
| 04 - Stall Turn           | 2        | 7   | 7   | 7.5   | 6   | 6   |
| 05 - Square Loop          | 4        | 7.5   | 7.5   | 7.5   | 6   | 6.5   |
| 06 - Inverted Flight      | 3        | 8.5   | 8.5   | 8   | 9   | 8   |
| 07 - Horizontal Eight     | 4        | 8   | 8   | 8.5   | 8   | 7.5   |
| 08 - Knife Edge           | 3        | 9   | 8.5   | 8   | 8   | 8.5   |
| 09 - Landing Procedure    | 1        | 8   | 9   | 9   | 7   | 9   |
| Judge's scores            |          | 195.00  | 193.00  | 196.00  | 186.50  | 181.00  |
| Var judge score / panel % |          | <b>2.47%</b>  | <b>1.42%</b>  | <b>3.00%</b>  | <b>-2.00%</b>   | <b>-4.89%</b>   |

| Judge's panel  |  |  |
|--|--|--|
| (J 1) VAN LOON Henny  (NED)     | (J 2) OOSTEMA Roy  (NED)  | (J 3) KROES Ruud  (NED) |
| (J 4) VAN AGTEREN Martin  (NED) | (J 5) HEEMSKERK Ed  (NED) |  |

\* Total score without min and max score per manoeuvre